



Bay of Plenty

NZDA

New Zealand Deerstalkers Association

MARCH 2026

EXPLORING STEWART ISLAND

(See Chris Fryers story on page 11)

MONTHLY NEWSLETTER OF THE NEW ZEALAND DEERSTALKERS ASSOCIATION,
BAY OF PLENTY BRANCH



NEW ZEALAND DEERSTALKERS ASSOCIATION BAY OF PLENTY BRANCH

Our mission statement is to retain, enhance and create opportunities for the enjoyment of legitimate recreational hunting and the sport of shooting, for the members of the Association.

Founded in 1950, the Bay of Plenty NZDA is a branch of the New Zealand Deerstalkers Association.

.....

Cover Story and Photo

Want to feature on the cover of our next newsletter?

If you have a suitable photo and can write a few words to support it, please send it through to: editor@deerstalkersbop.org.nz and you could win a \$100 Bar Tab at The Raft Café & Sports Bar - 65 Chapel Street Tauranga.

PRESIDENTS REPORT

MARCH 2026

Hi All,

By the time you read this the roar will be in full swing so I'm hoping all you hunters will be getting in amongst it.

Remember to check out the list of trophies that the club has available for the AHT awards and start prepping those heads for Measuring Day in May (see details later in this newsletter).

I often hear newbie hunters commenting that they're too scared to go out hunting during the roar as they are worried that some gung-ho idiot will make a mistake. Fair enough, it does bring out a few rednecks, but we have such great hunting on offer so there's no reason you should miss out. There are a couple of easy things you can do to increase your safety. Firstly, wear blaze orange. This stuff can be seen a mile off in the bush, so it drastically increases your safety. I've seen people walk by me on several occasions, and it was a simple case of calling out to let them know I was around. I also carry a spare blaze vest to drape it around any animals or heads that I'm going to carry out. The second is to get away from the road ends. It's well known that rednecks are lazy, so if you put the effort in, you'll be rewarded. Anywhere that has a hut within 1 hour's walk of a road is a no-go for me.

Statistics show that most firearm related accidents occur between people who know each other, not by randoms in the bush. If you're heading out with a mate, or group of mates this roar, remember to stick to the 7 basic rules of firearm safety to ensure you have a safe trip. The big one for me is Rule # 4: Identify our target beyond all doubt. Don't go shooting at sounds,

colours, or movement, which means you should clearly identify that you're looking at a game animal before you pull the trigger. I'd also like to add in a rule that I've developed during recent club hunts...Rule # 8: don't be a dick! This sounds obvious, but it's amazing how many people lose sight of what's important when they're jacked up and excited for a trip. Real basic stuff like unloading a rifle before you walk into a hut or always pointing your rifle in a safe direction. Simple actions like these go a long way to making others feel comfortable and not giving hunters a bad reputation.

Looking further ahead, I'd like you to start thinking about what you want from this club. As previously mentioned, several of our committee members have indicated they will be stepping down at the AGM in June, so if you would like to be involved, we'd love to hear from you. If you don't want to commit to an elected position, but still have some ideas, please feel free to reach out to myself or anyone on the committee. The reality is that we only have a finite number of hours to think about NZDA, and often the simplest ideas aren't necessarily the most obvious to us. Remember that this is your club so your input will help us to grow.

I'm looking forward to reading some great hunting stories in the next newsletter, so good luck for the roar and remember to let us know how you got on.

Straight shooting everyone.

Tim Taylor
BOP PRESIDENT



Bay of Plenty

NZDA

New Zealand Deerstalkers Association

EXPRESSIONS OF INTEREST NEEDED

Have you thought about standing for the NZDA BOP Committee?

We are seeking motivated members to join our Club Committee and help shape the future direction of the club.

Committee members play a key role in guiding strategy, supporting operations, and ensuring the club continues to meet the needs of its members. We are particularly keen to hear from people who bring fresh thinking, practical skills, and a constructive approach to problem-solving.

Whilst we have 3 key roles open from July 2026, if these don't sound like you but you are still keen to be involved, please reach out as we have other positions available: tim@deerstalkersbop.org.nz

CURRENT VACANCIES AVAILABLE FROM JULY 2026

Membership Secretary:

We are lucky enough to have membership support from the NZDA National office, so the local Membership Secretary role is all about coordinating with the NZDA wellington team, new members and the wider committee. Do you enjoy meeting new people and introducing them to all things great about NZDA BOP? This role could be for you.

Vice President:

The VP role has no regular accountabilities but is expected to support the branch President as required and keep close to club operations so they can step into the President role if for any reason the President isn't able to fulfil their duties. Are you a good communicator who is passionate about the NZDA BOP and our chosen sport? Consider putting your name forward for Vice President

Club Secretary:

The Bay of Plenty NZDA is seeking an organised, reliable and community-minded Secretary to support the smooth running and continued growth of our club.

This role is responsible for attending committee meetings, preparing and distributing agendas and reports in conjunction with the President, recording accurate meeting minutes, managing apologies and guests, and supporting the organisation of committee meetings. The Secretary plays an active and engaged role within the committee, contributing to discussions and supporting the overall operation and development of the club. This is a hands-on role, ideal for someone who enjoys being involved, working as part of a team, and helping strengthen and grow a passionate hunting and outdoor community in the Bay of Plenty.

BOP NZDA CLUB EVENTS & HUNTS CALENDAR 2026

APRIL	<p>2 April Club Roar Hunt / Te Whare Okioki Hut Contact: Dan - 022 128 0828</p>	<p>7 April Club Night - Reloading for competition shooters Speaker: Tony Daw Starts: 7pm</p>
MAY	<p>3 May Peeking Wallaby Match - Rimfire Only This is a rimfire trial match at 25m, 50m, 100m. Bring what you've got. A front rest of some type is mandatory. Contact: Baden.Prentice@gmail.com</p>	<p>16/17 May Measuring Weekend for Annual Awards For details email: Joshua Keen keen.joshuaj@gmail.com</p>
JUNE	<p>5 May Club Night Speaker: TBC Starts: 7pm</p>	<p>29 May - 1 June Whanganui River Hunt Contact: kwasher19@gmail.com</p>
JULY	<p>2 June Club Night - Nightforce Optics Speaker: Andy Fluery Starts: 7pm</p>	<p>14 June NRA Style .22LR Rimfire Silhouette Shoot This is a 40 round trial match at 25m, 50m, 100m. Chickens, Turkeys, Pigs & Rams shot from the standing position. FAL holders only for this shoot. Contact: Baden.Prentice@gmail.com</p>
AUGUST	<p>7 July NZDA BOP Annual General Meeting / All Welcome Starts: 7pm</p>	<p>16-19 July Club Hunt - Paparangi – Motu River Contact: Reuben Hayward</p>
AUGUST	<p>25 July NRA Style .22LR Rimfire Silhouette Shoot Benchrest Match Centrefire 100m/200m for Group Positions 1-8 booked, 9-15 free for ticket holders. Contact: Grant: nzvarminter@gmail.com</p>	<p>3 August NZDA BOP Hunts Course Commences</p>
AUGUST		<p>9 August NRA Style .22LR Rimfire Silhouette Shoot Peeking Wallaby Match - Rimfire Only. This is a rimfire trial match at 25m, 50m, 100m. Bring what you've got. A front rest of some type is mandatory. Contact: Baden.Prentice@gmail.com</p>

Visit: www.deerstalkersbop.org.nz/club-events for more NZDA BOP events and activities.

RANGE REPORT - MARCH

Hello members.

BREACH OF RANGE STANDING ORDERS

Any alleged breach of the Range Standing Orders will incur a minimum of 1 month's suspension of range access (tag closed) while the Range Sub Committee reviews the situation.

The most common breach is:

☒ Taking a mate or someone who is not a range ticket holder, to the range and letting them shoot. Only a Nationally Qualified Range Officer (NRO) can do this.

If you take your wife/partner or child, they can only shoot under your supervision if they are a financial Club Member (a family member under your membership).

We are not covered by insurance if you breach the above.

CHECK BEFORE YOU GO UP TO THE RANGE

Check on our website – Club Calendar i.e.

<https://deerstalkersbop.org.nz/clubevents/>

You will then be able to see if there is a working bee or a shooting event on. These are posted here, as it's a lot easier than trying to send out an email to all range ticket holders (over 300 people).

Also, if you want to check out the weather at the range, go to our club website, click on Rifle Range, click on TECT PARK WEATHER STATION, click on TECT Park Weather Station. You will get 10 days forecast, click on the day you want and you will get hourly forecasts. There is also a Camera pic which is at the model aircraft field, about 500m from our range.

RANGE OFFICER TRAINING COURSE

Anyone wanting to become an NRO and assist with Public Open days and Club shoots get in touch with me.

IMPORTANT DATES:

- 3rd May - Peeking Wallaby Match
- 14th June - NRA Style Shoot
- 25th July - Benchrest Match
- 9th August - Peeking Wallaby Match

Regards, Chris Fryer

Interim Range Manager

New NRO (National Range Officer) Training course

DO YOU WANT TO BECOME AN NRO? Contact rangeroster@deerstalkersbop.org.nz

COMMITTEE MEMBER PROFILE: CLAYTON WATERS

EACH MONTH WE ARE PROFILING ONE OF OUR COMMITTEE MEMBERS
TO HELP YOU GET TO KNOW THE TEAM BEHIND THE SCENES.



Name: Clayton Waters

Position: Club Night Coordinator

Age: 53

Day Job: Probation Officer

NZDA Background:

Became a hunter in Canada after becoming 'hooked' on a successful moose hunt. When I moved to New Zealand in 2012 I discovered the NZDA and have been a member since.

Passion within NZDA:

Being part of a group of like minded individuals who appreciate the sport of hunting and shooting.

Favourite Caliber and why:

For the past years it would have to be the .270. Nice to shoot and tips them over at a variety of distances.

What you want to contribute to NZDA:

For me it is about giving some time back to the club that I've enjoyed being part of over the years. Helping to arrange for interesting guests at club nights who we could potentially learn something from has also been great.

CLUB NIGHT: TUESDAY APRIL 7TH FROM 7PM

Speaker Tony Daw

Presenting the Annealing Induction Machine "AIM" at the April Meeting. It is designed to cater for most cartridges commonly used in NZ. It has a number of features, One Shot (Manual Mode), Auto Slow & Auto Fast. Variable Annealing Time, plus built in safety features. Locally Manufactured with backup.



Annealing Induction Machine

CLUB ROAR HUNT

THURS 2 APRIL 7AM - MON 6 APRIL 4PM

Te Whare Okioki Hut - Kaimai Mamaku Conservation Park

Get ready for an unforgettable roar Club Hunt from 2-6th April in the stunning Kaimai Range!

This is your chance to immerse yourself in the great outdoors, chase some wild deer, and make lasting memories with fellow hunting enthusiasts.

We've secured the Te Whare Oki Oki Hut, a cozy spot that sleeps 12 people, so you can enjoy three nights in comfort while experiencing all the action.

Not only is the hut surrounded by plenty of deer, but you can also choose from a range of walks into the hut, suited to your fitness level. Whether you're in the mood for a more challenging trek or something a bit easier, there's something for everyone! With roughly a 4-hour walk in, it's the perfect way to kick off your hunt.

Closer to the event, we'll create a WhatsApp group for all the details – you'll be able to chat about the hunt, coordinate carpooling, and get the inside scoop on the weekend.

Dogs are welcome with a DOC Permit, and make sure to grab your Open Area Hunting Permit before you head out!

Don't miss out on this incredible experience. Book your spot today and get ready for an action-packed weekend with awesome people, stunning views, and plenty of deer!

Club Hunt organizer is Dan Gallagher:
022 1280 828 or
danielgallaghan@hotmail.com
for any questions.

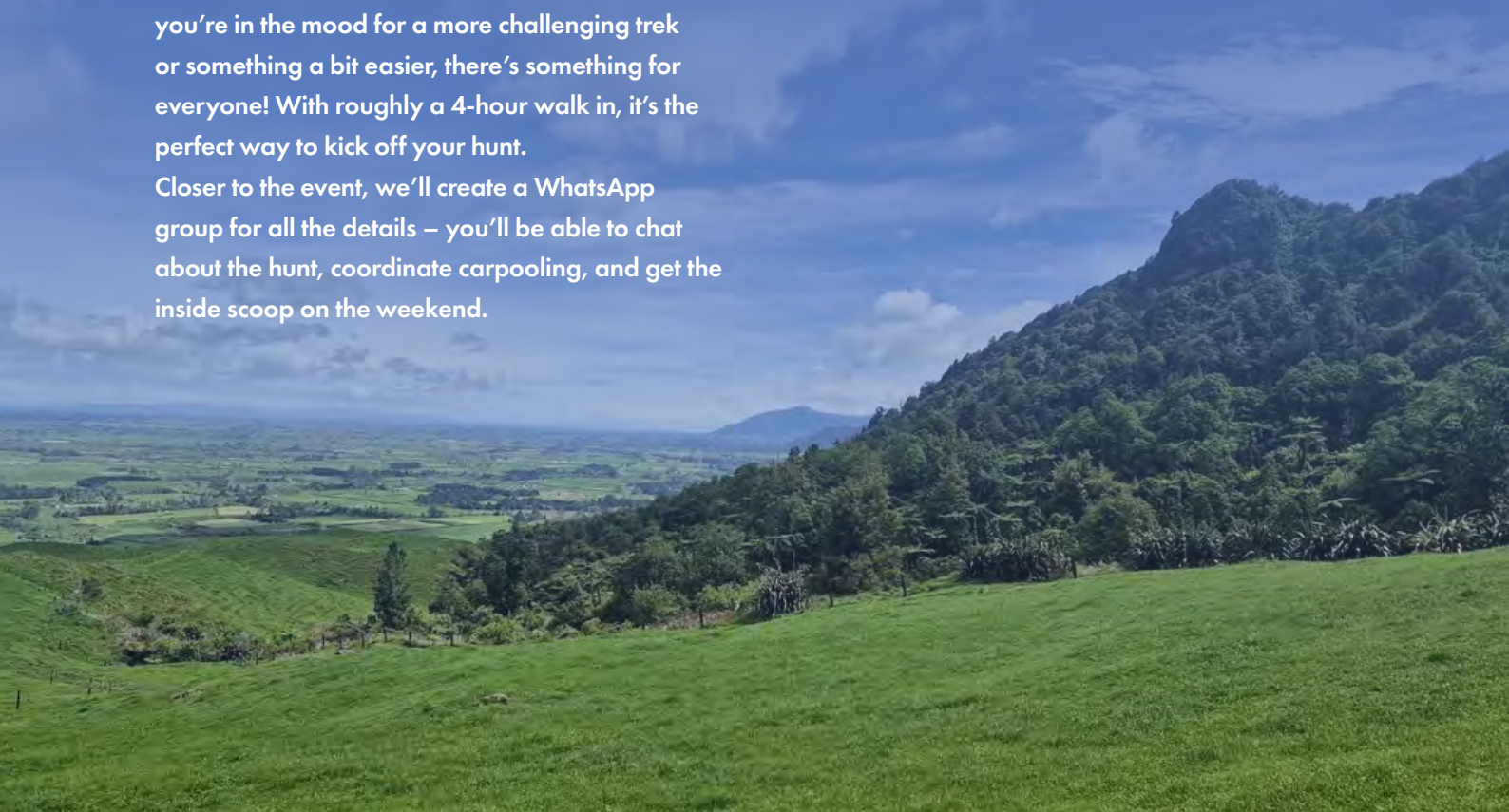




Photo: Bruce with a good blue cod.

EXPLORING STEWART ISLAND

Monday 20th October

Jill and I caught the Bluebridge ferry, Wellington at 8:30pm, arriving in Picton at 11:45pm. We then drove to Blenheim and stayed overnight at the Waterfront Motel.

Tuesday 21st October

We drove to Christchurch and stayed overnight with Bruce.

Wednesday 22nd October

Bruce, Jill and I travelled to my brother's place at Temuka and stayed the night with him and his wife.

Originally, we were booked for Rakiura Maori Lands Trust Big Kuri block, then it was changed to Little Kuri due to the weather forecast (an easier block to get boat into in bad weather). Also, originally Mana Charters were going to collect us from Bluff and take us straight to the block (a 5 ½ hour trip). The cost of this was \$4,800.

Due to the rough weather Shane Bryan, from Mana, suggested taking the ferry to Oban, Stewart Island, which is where Mana are based, then Mana to the block. This also worked out \$1410 cheaper. Shane booked & paid for us for the ferry and at Backpackers, his price was about 50% of what it would have cost us if we paid them directly.



Thursday 23rd October

We drove Temuka to Bluff and took the 5:15pm ferry to Oban. A quick and relatively flat trip as the ferry is a fast catamaran and we were in a low swell following sea. Had Shane taken us from Bluff to the Island block it would have been a rough trip i.e. side on to the swell, for 5 1/2 hours.

Friday 24th October

9:30 am we loaded our food and gear on Mana Charters boat, travelled to Kaika block, as it was even more sheltered than Little Kuri. It was also easier to get the charter boat in close i.e. to about 100m offshore. Then we used a 2.8m dinghy with 8hp outboard making 3 trips to shore for all food, gear and



3 hunters. We kept (hired for \$95 per day plus fuel) the dinghy with us for doing some fishing.

On the way into the bay Shane stopped over a reef he knows, and we caught about a dozen good blue cod – enough for us for dinner plus also for Shane & his crewman.

When we arrived, there was a lot of rat shit inside the hut, but no rats (obviously been poisoned). It took an hour to clean the shit out, it was on the bunks, floor, everywhere.

The hut was set up with a log fire (you need to take some coal for this as firewood is scarce and you are not allowed to cut down any trees. The 8 bunks had mattresses, but we put covers on top of them. It has a closed fire and an outside enclosed toilet. There was an inside sink and bench space plus some shelving. It was spacious and warm but very dark inside due to only having a glass door at the front and back and no windows. Everything else you need to take e.g. 2 burner gas cooker and bottle, pots, pans, plates and cutlery, kettle, toaster, chilly bin, golf umbrella (for going to the loo when it's raining), lighting, fire extinguisher, solar shower and tarp to cover or use as a wind break, transistor radio and personal music players, folding table, folding chairs, firelighters and kindling wood, life jackets (if hiring a dinghy), plus your personal gear and clothing and your hunting and fishing gear. Then all your food and refreshments (to help ward off the sandflies LOL).

Water is collected off the roof into a tank. It has a good covered front porch where we had a portable generator that we took and ran a lead inside for some lights we took plus a 75 litre Brass Monkey portable fridge /freezer (it was set on fridge). Bruce also ran his anti-snore breathing machine off it. Luckily there were hardly any sandflies, they are normally a big issue there.



Saturday 25th October

The three of us went and did some bush bashing/hunting, looking for fresh deer sign etc. There was a large sea lion bull down the beach, so when we went that way we always got into the bush. If we had gone across the sand, he would probably have had a go at us, so it was easier to sneak past in the bush.

Sunday 26th October

Jill and I went bush hunting and spooked a deer but never saw it. I did some things around the hut.

Monday 27th October

Bruce and Jill went for a hunt, nothing seen or heard.

Tuesday 28th October

Jill and I went hunting, nothing seen or heard.

Wednesday 29th October

Bruce and I took the dingy out and tried to catch some fish using hand lines. We didn't catch anything, as we were fishing along a sandy bottom - we didn't know where to find a rocky reef (that's where the cod are). Jill went for a hunt and saw a deer as it took off and disappeared. Bruce took his rifle with us fishing, you never know when a deer might show itself. On our last trip, back in March 2008, when we went to Big Kuri, Jill and I went out in a dingy to fish. Jill said "shall we take a rifle" and I said "we won't see anything". Well, we had only gone about 100m when Jill said look at that deer there - it just stood on the bank of the creek looking at us.

This seal came right up to the dinghy - probably another reason why we didn't get any fish.

Thursday 30th October

Jill and I went for a hunt to where Jill saw the deer - nothing seen or heard. Some mornings there were fresh deer marks in the sand on the beach.

Friday 31st October

Mana Charters picked us up and took us back to Oban. Unfortunately, we missed the last ferry to Bluff, so spent the night in the Back Packers - booked by Mana.

For the whole trip we never saw or heard a kiwi but saw Kaka and Tui. In 2008 we saw quite a few Kiwi and heard them calling at night.

We didn't find any clearings in the Kaika block bush, unlike Big Kuri in 2008. Unfortunately we also didn't find any Paua. Cost for the block for 1 week was \$1,400. We wouldn't go back to Kaika but certainly would go back to Big Kuri - more birdlife, deer, and paua etc.

Saturday 1st November

We took the Ferry to Bluff, then drove back to Bruce's place in Christchurch. The next day we did our washing at Bruce's, then visited Jill's brother.

Monday 3rd November

We drove to Picton, caught the 7:15pm ferry to Wellington. We arrived at 11:00pm. Then we drove to the Bucket Tree Motel, Tawa, where we stayed overnight.

Tuesday 4th November

We drove from Wellington back to Tauranga.

By Chris Fryer



Photo: Seal came right up to us.



Photo: Kaka.

**If you want to check it out
more look at these websites:**

Rakiura Maori Lands Trust
<https://rmlt.co.nz/hunting/>

Mana Charters (Shane Bryan and Amber)
<https://www.manacharters.com/>

RECCO-GNISE THE BENEFITS THE SMART SAFETY NET FOR NZ HUNTERS

Hunting in New Zealand, we accept that a certain level of risk comes with the deal. We might not be home to apex land predators like mountain lions or bears, but the landscape more than makes up for it. You know it can be wild out there! But no matter how well prepared you are, it only takes one mishap for a routine hunt to turn serious.

That is where RECCO comes in. It's so low-key you might never have heard of it. It is not flashy, loud, or even something you actively use while hunting, and with the right gear, it is not even something you have to remember to pack, but when things go wrong, it can make a very real difference.


RECCO is a search and rescue technology that allows rescuers to locate someone carrying a small reflector built into their gear. It is that red tag on the lid of the hunter-favourite Tatonka Bison and Stealth hunting packs.

The reflector itself is completely passive. No battery. No charging. No buttons to press. It just sits there quietly shouting your location to any search crews using a RECCO detector, either from the ground or from a helicopter. The signal is reflected back, helping them narrow down your location.

Most Tatonka packs have been RECCO-ready for years. The technology has been sitting there, stitched into trusted hunting packs, quietly waiting. What has changed is that New Zealand search and rescue teams now have the tools to use it.

RECCO is now fully operational in New Zealand, with two search and rescue helicopter detectors deployed in September 2025 to boost year-round rescue capability. Based in the North Island at Waimarino and the South Island in Christchurch, these detectors allow rapid, wide-area scanning for missing people in dense bush, steep mountain terrain, and avalanche conditions.

Recent helicopter trials in the Southern Lakes showed just how effective this technology can be. Anyone who hunts that country knows how unforgiving it is. Visibility can be poor, terrain is complex, and ground searches are slow. Those trials highlighted the value of RECCO in real backcountry conditions, not just on ski fields, but in the kind of terrain hunters regularly move through.





What makes RECCO appealing is how well it fits into the bigger safety picture, but it does not replace a PLB. It does not replace good planning. You still need to sign the DOC intentions, carry proper navigation tools, and tell someone where you are going and when you expect to be back.

Because the reflector is always on, there is nothing to forget at the truck or the hut. Once it is built into your pack, it is there for every hunt, whether you are planning a quick overnighter or a long push into the back blocks.

By integrating RECCO directly into some of their gear, Tatonka ensures their most popular hunting packs are part of your safety system. No added weight. No extra complexity. No extra stuff to manage. For hunters who value simple, robust equipment that earns its place, that makes a lot of sense.

In real search situations, helicopters fitted with RECCO detectors can cover large areas quickly, especially where bush cover or terrain makes visual searching difficult. While radar can sometimes pick up phones or head torches, a purpose-built RECCO reflector gives rescuers a stronger, clearer signal to follow.

Hunting in New Zealand will always involve uncertainty. That is part of why we love it. Adding RECCO into your kit is a quiet way to stack the odds slightly more in your favour, and to give search teams another tool if you ever need them.

This is not about planning for failure. It is about respecting the country we hunt in and making smart choices that do not get in the way of the hunt itself.





VALUED
OVER
\$10,000

WIN THE ULTIMATE TAHR HUNT & PRIZE PACK

RENEW YOUR MEMBERSHIP



Win a West Coast Wilderness
Tahr Hunt! This May 2026
with the NZDA Advocacy
Team*



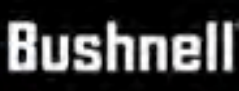
HUNTECH
full layering system

\$1,000
FLIGHT VOUCHER*
from Mix & Match

CRISPI
Futura CX



BUSHNELL R5 6-18x50
with Illuminated Reticle



BRING IT ON!



ROAR 2026



HUNTING GEAR

FOR SALE

ITEM	PRICE	DETAILS	CONTACT
Garmin Rhino 650 GPS	\$350.00		Andrew Burr 021 477 599
ATV Gun Racks	from \$108.00		Andrew Burr 021 477 599
Galvanized Sliding Gambrels	from \$25.00		Andrew Burr 021 477 599
Garmin eTrex touch 25	\$200.00	<ul style="list-style-type: none"> • Has all maps for NZ installed via sim • Has been used once but never used in the bush so effectively brand new • RRP \$430.00 • Still in the box with everything it came with 	Karl Jager 027 714 1778
Ruger Mk1 M77 .243	\$700.00	<ul style="list-style-type: none"> • Good condition with Leupold Vari-X 11 2-7 scope and Ruger rings • Includes 3 boxes of .243 ammunition 	Barnaby 02108375490
Tikka T3X Blackout 7mm PRC	\$2499.00	<ul style="list-style-type: none"> • Left Hand New 	Stacy Whiteman 07 578 0995
Tikka T3x CTR 6.5 Creedmoor	\$1999.00		Stacy Whiteman 07 578 0995
Lithgow LA101 22 Magnum	\$1499.00	<ul style="list-style-type: none"> • Laminate or Synthetic stock 	Stacy Whiteman 07 578 0995

GOT SOMETHING TO SELL OR ARE YOU WANTING TO BUY?

Simply email a photo, a few words, the price and your phone number to editor@deerstalkersbop.org.nz and we will be sure to publish your listing.

NZDA TERMS AND CONDITIONS FOR TRADING POST LISTINGS

You may only list "A" category firearms, in sporting configuration, as defined by the Arms Act 1983. Large capacity magazines (i.e. more than 10 cartridges for .22 rimfire, or more than 5 cartridges for others) may not be sold.

Sellers must sight the firearms licence of the buyer, or for remote sales sellers must receive written confirmation signed by Police confirming the buyer holds a valid firearm's licence. Forms are available at any police station.

Firearms must already be in New Zealand. Overseas members may not buy or sell firearms on the site.



Venison Cottage Pie

Ingredients:

1-2 tbsp vegetable oil
500-600g venison mince
1 large carrot finely chopped
1 onion chopped
1 tbsp plain flour
2 bay leaves
2 tbsp ketchup
100ml red wine or stout, or use extra stock
600ml beef stock

FOR THE MASH TOPPING

1.2kg potatoes (King Edward or Désirée work well), peeled and roughly chopped
150ml whole milk
75g butter
Nutmeg for grating

Directions:

STEP 1: Heat the oil in a casserole dish or large saucepan over a medium heat. Tip in the venison and stir to coat in the hot oil. Cook for 15-20 mins or until the mince is browned and toasted, adding more oil if it starts to look dry. Stir in the carrot and onion and cook for 10 mins more until they start to brown. Sprinkle over the flour and cook for a further 2 mins. Stir in the bay and ketchup, then pour in the wine, if using, and bubble for a minute, then gradually stir in the stock. Leave everything to simmer gently over a medium heat for 30-40 mins until you have a tender venison in a rich gravy.

STEP 2: Tip into a medium baking dish and leave to cool. The filling can be made up to two days ahead and kept chilled.

STEP 3: To make the topping, tip the potatoes into a large saucepan and cover with salted cold water, bring to the boil and simmer for about 8 mins until tender.

STEP 4: Drain well, then leave to steam-dry for a few minutes. Mash well with the milk and two-thirds of the butter, then grate in a pinch of nutmeg and season. Using a spatula, top the pie filling with the mash, starting from the outside, then spread it over the middle. Using a fork, scrape lines across the top. Can be chilled for two days or frozen for up to six months.

STEP 5: When you're ready to cook, heat the oven to 190C/170C fan/gas 5. Put the pie on a large baking tray to catch any drips. Melt the remaining butter, and drizzle or brush it all over the top of the pie, then bake for 35-40 mins until golden and bubbling. Leave to rest for 10 mins, then serve straight from the dish.

Recipe credit: <https://www.bbcgoodfood.com/recipes/venison-cottage-pie>



***THE BAYS HOME
OF LIVE SPORT
TAB • COLD BEER***



**4/38 Gravatt Road, P apamo a Beach
theflyingmullet.com  TheFlyingMullet**

WE WANT YOUR



old, broken or dead Quad Bike!

QUADBITZ

021 477 544 • andrew@quadbitz • www.quadbitz.co.nz

DID YOU KNOW THE CHILLER CODE HAS NOW CHANGED!

**IF YOU STILL HAVE 1503 AS THE CODE, THIS HAS EXPIRED. FOR THE CORRECT CODE
PLEASE EMAIL MEMBERSHIP@DEERSTALKERSBOP.ORG.NZ**



NZDA BOP CLUB CHILLER

**DID YOU KNOW THAT
CLUB CHILLER ACCESS IS
ONLY \$50 PER YEAR**

**For more information contact:
Vice President - Jeremy Woolerton
Phone: 027 738 5899 or
Email: membership@deerstalkersbop.org.nz**



HAMILLS

TAURANGA

— TRUSTED SINCE 1955 —

Taurangas exclusive stockist of
Swarovski and Nightforce optics

We also stock Stoney Creek, RAB and Swazi Clothing
and most major hunting brands of firearms and accessories

437 Cameron Road, Tauranga

P: 07 578 0995 E: tauranga@hamillsnz.co.nz



THE BAY'S BEST
*Burgers, Pizzas
and Beers*



FUNCTION ROOM AVAILABLE

12 WHARF STREET, TAURANGA • PH 579 4810

WINCHESTER
AMMUNITION



AVAILABLE FROM YOUR
LOCAL HUNTING RETAILER



ENGINEERED TO
**DROP DEER
WHERE THEY STAND**



Accuracy, combined with massive bullet impact performance means that Deer Season XP is a great choice for all deer hunters.

.270Win 130gr | .270WSM 130gr | .30-06SP 150gr | .30-30Win 150gr | .308Win 150gr |
350 Legend 150gr | 6.5 Creedmoor 125gr | 7mmRM 140gr | 7mm-08Rem 140gr

Proudly distributed by **KILWELL**

SERIAL CHILLER

GIVING YOU THE CHILLS

WWW.SERIALCHILLER.NZ

Stephen Ward 027 555 5065 stephen@serialchiller.nz

Walk-in Chillers
(-10° to +10°)

Walk-in Freezers
(-5° to -23°)

**Monoblocks +
Accessories**

Accessory Packs

Includes:
Meat Rails, Shelves
Hooks and Gambrels.

NEW ZEALAND DEERSTALKERS ASSOCIATION (BOP BRANCH) INC.

PO Box 3111, Greerton, Tauranga 3142

Club Rooms, R617 SH 29, between Barks Corner & Takitimu Drive

Website: www.deerstalkersbop.org.nz

Branch Secretary: secretary@deerstalkersbop.org.nz

BRANCH OFFICERS:

President	Tim Taylor	president@deerstalkersbop.org.nz
Vice-President	Jeremy Woolerton	membership@deerstalkersbop.org.nz
Secretary	Isabell Zitzelsberger	026 650 3488 secretary@deerstalkersbop.org.nz
Treasurer	Jill Fryer	treasurer@deerstalkersbop.org.nz

COMMITTEE MEMBERS:

Membership Officer	Jeremy Woolerton	membership@deerstalkersbop.org.nz
Range Manager (Interim)	Chris Fryer	chris@upshotnz.co.nz
HUNTS Instructor	Doug Williams	07 544 3065 huntscourse@deerstalkersbop.org.nz
Patron	Keith Theobald	
Clubrooms Custodian	Lester Polglase	lesterandann@gmail.com
Social Media Manager	Josh Keen	keen.joshua.j@gmail.com
Range Sub-Committee	Dean Maisey Lester Polglase Baden Prentice Chris Fryer Tim Taylor Evan Dines	

NEW ZEALAND DEERSTALKERS ASSOCIATION (BOP BRANCH) INC.

OTHER DELEGATIONS AND BRANCH CONTACTS:

Newsletter Editor	Matt Batchelor	editor@deerstalkersbop.org.nz
Club Night Coordinator	Clayton Waters	clayton.w234@gmail.com
Club Hunts Coordinator & Chiller Custodian	Andrew Burr	021 477 599 andrew@quadbitz.co.nz
Club Website Administrator	Reuben Hayward	reuben@deerstalkersbop.org.nz
Branch Solicitor	Luke Stewart (From Holland Beckett)	
Eastern Region Fish and Game Council	Mike Jarvie	rangernz@gmail.com

CLUB NIGHT:

First Tuesday of the month at 7.30pm.
Doors open at 7pm if you want to come early for a chat!

.....

COMMITTEE MEETING:

Second Tuesday of the month at 7.30pm.
All correspondence to be sent to secretary@deerstalkersbop.org.nz.

.....

NEWSLETTER:

Opinions and views expressed in this newsletter are not necessarily endorsed by the branch, its executive committee or the national association.
All newsletter content to be sent to editor@deerstalkersbop.org.nz

.....

*Formed in 1937,
the New Zealand Deerstalkers'
Association is New Zealand's
recognised National body
representing and speaking
for hunters generally. The
fundamental aim of the
association is to ensure that the
organisation and management
of recreational hunting in
New Zealand is carried
out by hunters.*



www.deerstalkersbop.org.nz